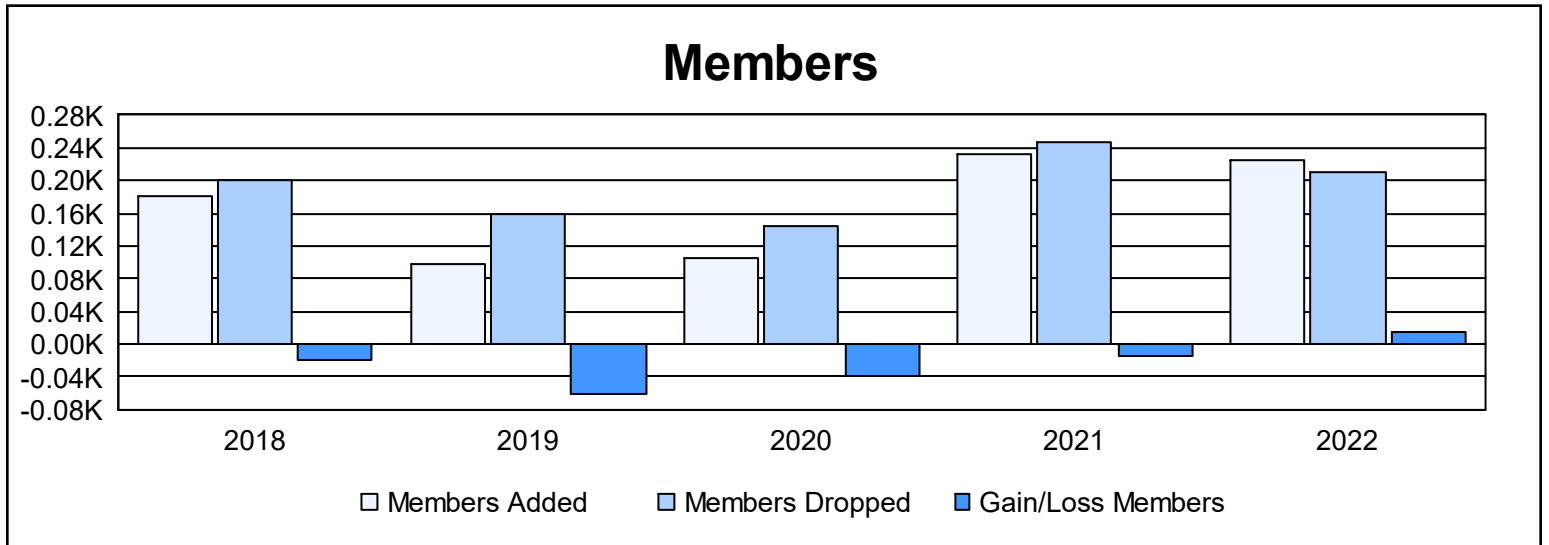
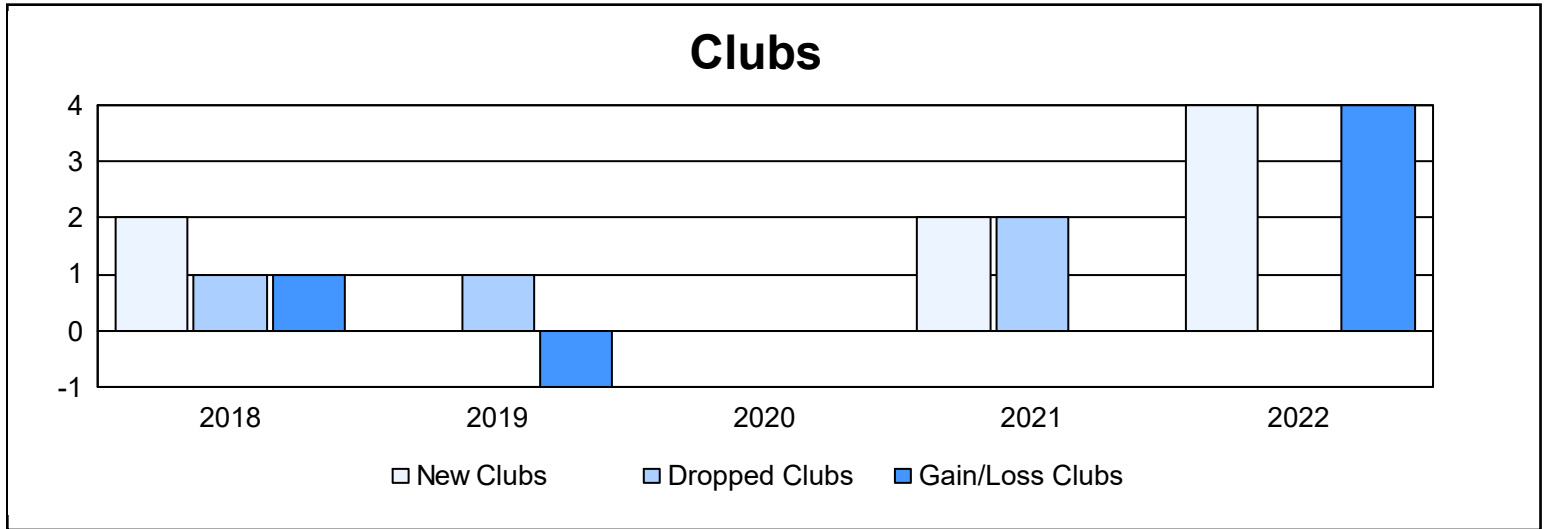
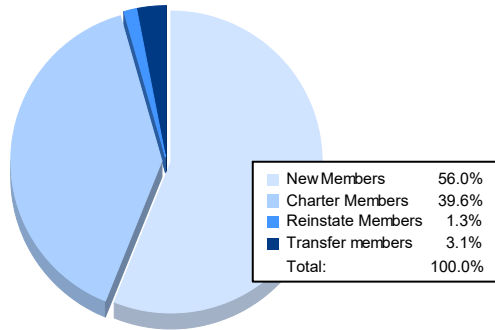


| Year | New Clubs | Dropped Clubs | Gain/ Loss Clubs | New Members | Charter Members | Reinstate Members | Transfer Members | Total Member Added | Total Members Dropped | Gain/ Loss Members |
|----------------|-----------|---------------|------------------|-------------|-----------------|-------------------|------------------|--------------------|-----------------------|--------------------|
| 2017-2018 | 2 | 1 | 1 | 119 | 49 | 6 | 7 | 181 | 201 | -20 |
| 2018-2019 | 0 | 1 | -1 | 77 | 5 | 4 | 11 | 97 | 158 | -61 |
| 2019-2020 | 0 | 0 | 0 | 97 | 0 | 3 | 5 | 105 | 144 | -39 |
| 2020-2021 | 2 | 2 | 0 | 165 | 59 | 5 | 4 | 233 | 248 | -15 |
| 2021-2022 | 4 | 0 | 4 | 126 | 89 | 3 | 7 | 225 | 210 | 15 |
| Average | 2 | 1 | 1 | 117 | 40 | 4 | 7 | 168 | 192 | -24 |



Membership Composition June 2022 Cumulative



Gender Composition June 2022 Cumulative

